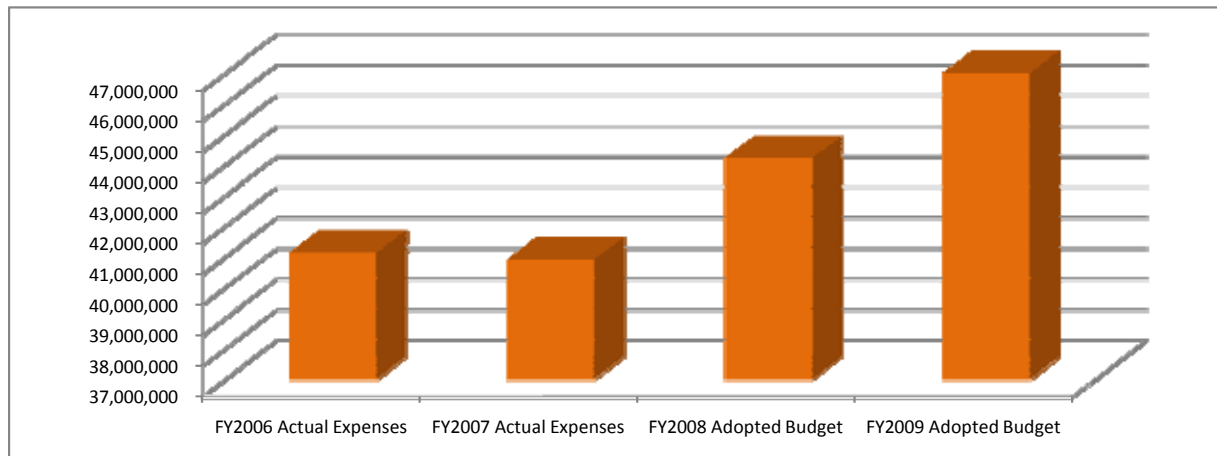


Approximately 4,800 students attend five elementary schools, two middle schools and one high school. All schools are accredited by the Virginia Department of Education and meet state standards.

Revenue Description	FY2006 Actual Revenues	FY2007 Actual Revenues	FY2008 Adopted Budget	FY2009 Adopted Budget
REVENUE FROM COMMONWEALTH	20,900,851	23,137,487	24,669,884	26,806,657
REVENUE FROM FEDERAL	1,965,405	2,152,081	2,049,492	2,033,392
OTHER	219,350	214,659	103,500	205,276
TRANSFERS	18,760,603	15,403,174	17,389,058	17,942,984
TOTAL SCHOOL OPERATING	41,846,209	40,907,401	44,211,934	46,988,309

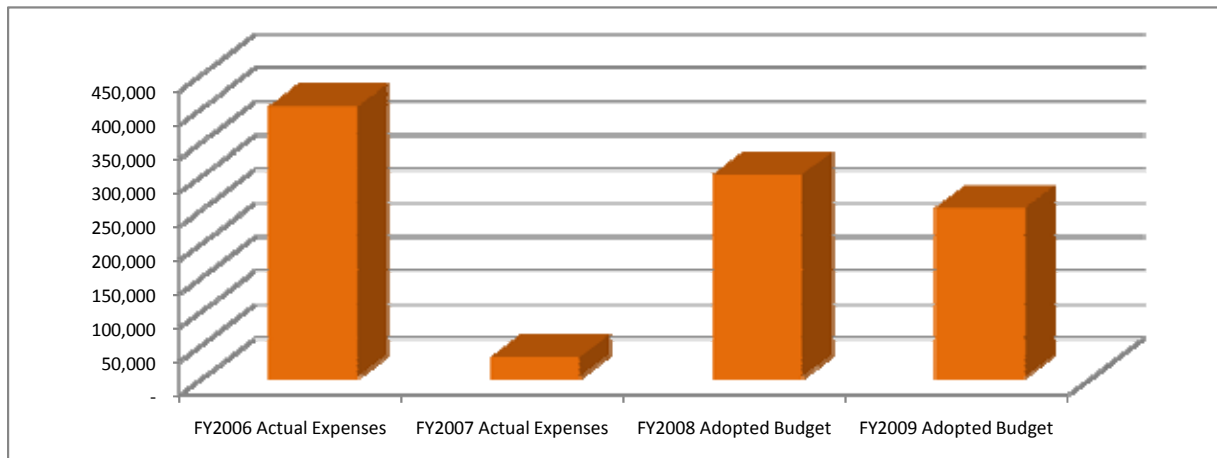
Expenditure Description	FY2006 Actual Expenses	FY2007 Actual Expenses	FY2008 Adopted Budget	FY2009 Adopted Budget
INSTRUCTION	28,319,236	30,511,119	33,246,233	36,196,175
ADMINISTRATION, ATTENDANCE HEALTH	1,266,605	1,790,700	1,871,761	1,996,913
TRANSPORTATION	3,428,394	3,498,589	3,167,046	3,495,978
OPERATION AND MAINTENANCE	3,781,926	3,937,718	4,410,610	4,764,135
CAPITAL	768,966	130,510	230,773	460,000
TRANSFERS	3,561,226	1,039,920	1,285,511	75,108
TOTAL SCHOOL OPERATING	41,126,353	40,908,556	44,211,934	46,988,309



This fund was established to account for school textbooks utilized in the school system.

Revenue Description	FY2006 Actual Revenues	FY2007 Actual Revenues	FY2008 Adopted Budget	FY2009 Adopted Budget
REVENUE FROM COMMONWEALTH				
REVENUE FROM FEDERAL				
OTHER				
TRANSFERS	-	329,291	300,000	410,245
TOTAL SCHOOL OPERATING	-	329,291	300,000	410,245

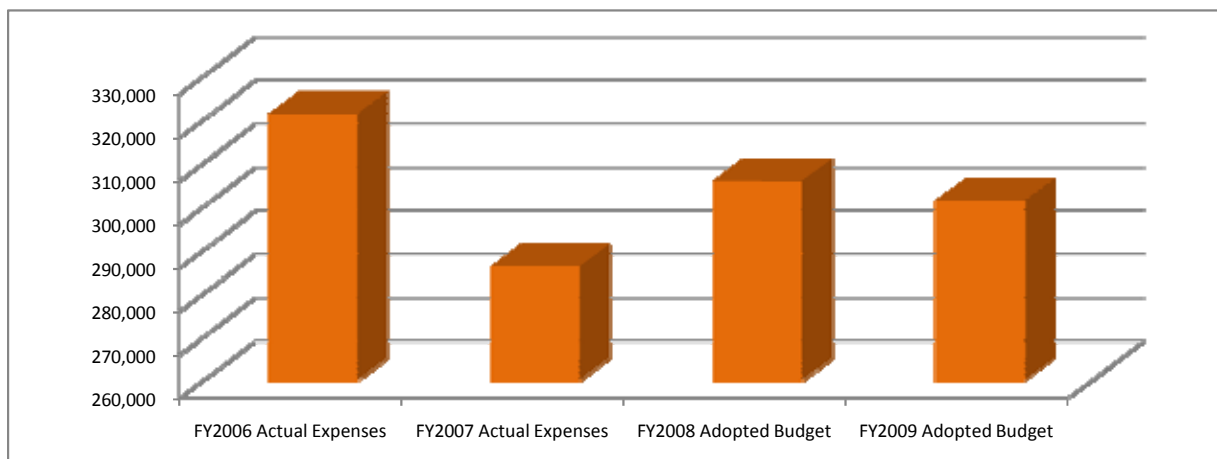
Expenditure Description	FY2006 Actual Expenses	FY2007 Actual Expenses	FY2008 Adopted Budget	FY2009 Adopted Budget
EXPENDITURES	400,857	30,207	300,000	250,000
TOTAL SCHOOL OPERATING	400,857	30,207	300,000	250,000



This fund accounts for transaction related to the regional adult education program that the Orange County School oversees.

Revenue Description	FY2006 Actual Revenues	FY2007 Actual Revenues	FY2008 Adopted Budget	FY2009 Adopted Budget
REVENUE FROM COMMONWEALTH	75,610	54,847	74,858	72,287
REVENUE FROM FEDERAL	211,893	176,689	144,831	165,676
OTHER	47,503	68,906	86,226	50,341
TRANSFERS	-	-	-	12,934
TOTAL SCHOOL OPERATING	335,006	300,442	305,915	301,238

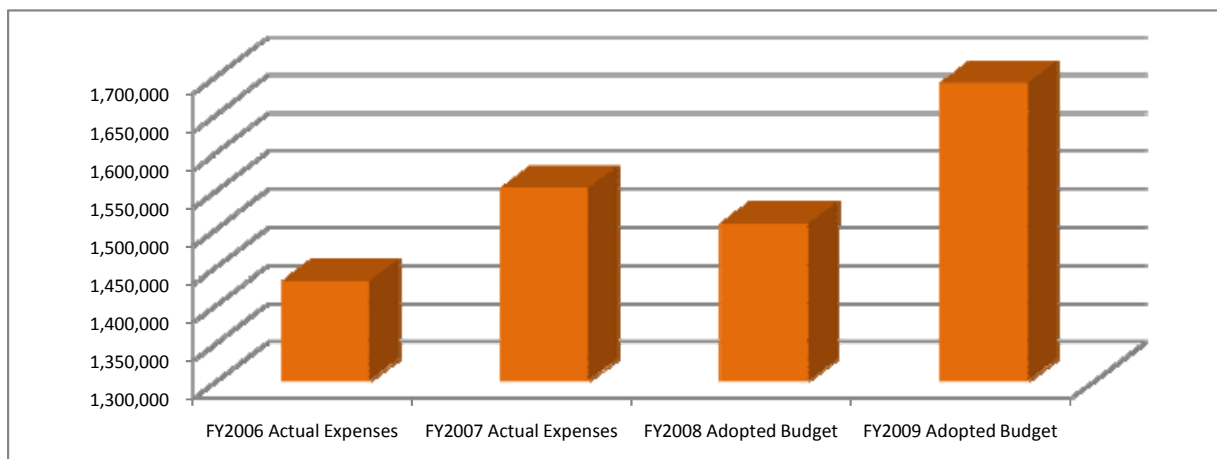
Expenditure Description	FY2006 Actual Expenses	FY2007 Actual Expenses	FY2008 Adopted Budget	FY2009 Adopted Budget
EXPENDITURES	321,330	286,226	305,915	301,238
TOTAL SCHOOL OPERATING	321,330	286,226	305,915	301,238



This fund was established to account for the school lunch programs.

Revenue Description	FY2006 Actual Revenues	FY2007 Actual Revenues	FY2008 Adopted Budget	FY2009 Adopted Budget
REVENUE FROM COMMONWEALTH	19,937	22,892	22,707	22,781
REVENUE FROM FEDERAL	612,369	622,155	639,838	668,525
OTHER	798,718	818,462	843,726	936,847
TRANSFERS				62,174
TOTAL SCHOOL OPERATING	1,431,024	1,463,509	1,506,271	1,690,327

Expenditure Description	FY2006 Actual Expenses	FY2007 Actual Expenses	FY2008 Adopted Budget	FY2009 Adopted Budget
EXPENDITURES	1,430,199	1,552,821	1,506,271	1,690,327
TOTAL SCHOOL OPERATING	1,430,199	1,552,821	1,506,271	1,690,327



This fund was established to account for the school headstart program.

Revenue Description	FY2006 Actual Revenues	FY2007 Actual Revenues	FY2008 Adopted Budget	FY2009 Adopted Budget
REVENUE FROM COMMONWEALTH				
REVENUE FROM FEDERAL				
OTHER	924,448	934,788	925,600	922,961
TRANSFERS				
TOTAL SCHOOL OPERATING	924,448	934,788	925,600	922,961

Expenditure Description	FY2006 Actual Expenses	FY2007 Actual Expenses	FY2008 Adopted Budget	FY2009 Adopted Budget
EXPENDITURES	909,319	934,789	925,600	922,961
TOTAL SCHOOL OPERATING	909,319	934,789	925,600	922,961

